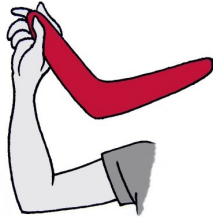


**Boomerang Throwing Instructions
&
Safety Tips For Right Handed
Thrower**

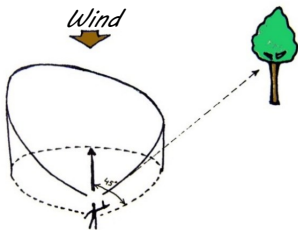
For Right Handed Thrower

1.



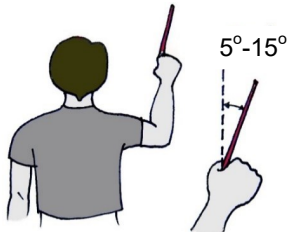
Your boomerang has a flat and rounded side. Take your boomerang in a loose grip (like a pen). The rounded side must face you.

2.



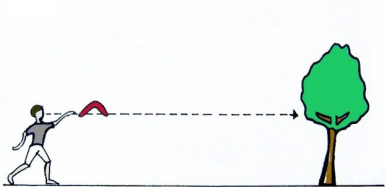
You must throw the boomerang at 45° - 60° to the right of the wind.

3.




Hold the boomerang at shoulder height. It must leave your hand in this position, slightly tilted (5° to 15°) towards the right.

4.



Aim at a point directly in front of you, the trunk of tree for example. Give the boomerang a slightly raised trajectory at the beginning.

5.



Throw the boomerang loosely, opening your arm as for a whip lash. Just before letting go, give a sharp jerk with the wrist to spin it.

Boomerang Safety Tips

1. FIND A LARGE AND OPEN AREA. You will need to find a large, open and empty space where you can safely throw your boomerang without losing it or accidentally hitting other people. In general, you will want an area where you have at least 35 meters (115 feet) of space on all sides. Football fields, soccer pitches, open park spaces and empty beach are all good options. Make sure there are not too many trees or bushes for your boomerang to get caught in.

2. WATCH OUT FOR WEATHER CONDITIONS. Wind is one of the most important factors in the proper return of a boomerang. Ideally, you want a nice calm day, with winds between 0 to 4 m/s . Avoid throwing your boomerang in anything above a medium wind, as it will distort the path of the boomerang and throw it off course.

3. THROW THE BOOMERANG AT THE APPROPRIATE POSITION AS SPECIFIED ON STEP NO.3 OF THROWING INSTRUCTIONS. One of the biggest mistake is to throw a boomerang tilted towards the right more then 30° or throw it like a frisbee (horizontally). In this situation boomerang can swoop straight up into the sky and dive back at you very steep & fast, which can cause serious injury to you or anyone nearby.

4. AGE RECOMMENDATION. Boomerangs are sports articles that should be used only by an adult or by youth under the supervision of an adult.

Responsibilities

Boomerangs are sports articles, NOT toys, and failing to follow "*Boomerang Throwing Instructions & Safety Tips*" could result in serious injury to yourself or others around you. Boomerangs returns to the thrower only when thrown properly, but the boomerang may behave erratically in winds or in the hands of inexperienced throwers. Please read the throwing instructions carefully and make sure you have plenty of space before throwing - especially if you are new to this sport. By deciding to throw a boomerang from woodenboomerangs.com, you have accepted the responsibility for ANY accidents. Also, any boomerang you purchase from woodenboomerangs.com becomes your personal responsibility, and you are obligated to inform other throwers of possible dangers from misuse or abuse of the boomerang.
